

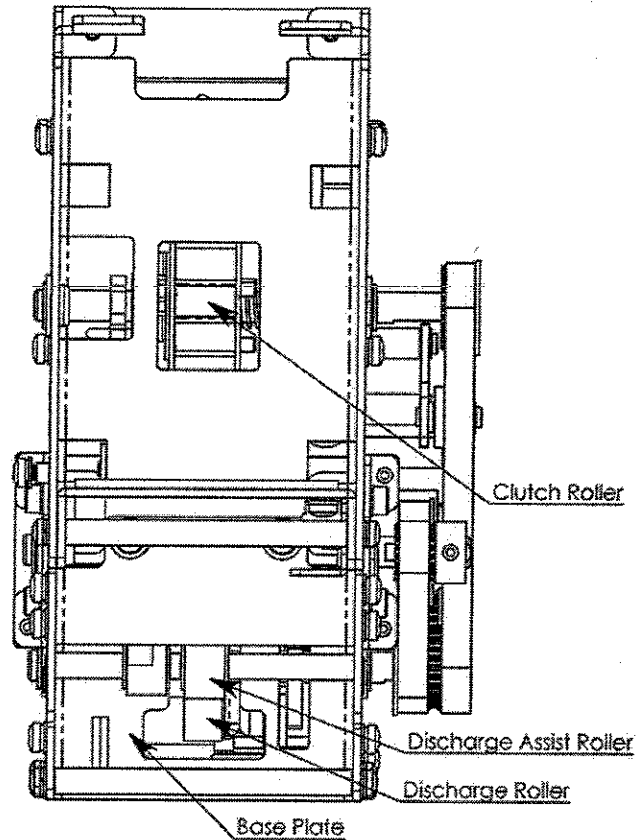
6.0 Maintenance

Under ideal circumstances, routine maintenance should be performed after every 10,000 cards dispensed.

Using a cotton swab and isopropyl alcohol (rubbing alcohol), thoroughly clean the Discharge and Discharge Assist Rollers and the Clutch Roller. The unit must be operating (without cards), with the rollers rotating to clean them completely. The Clutch Roller will rotate freely without the unit operating.

Using a small piece of cloth, dampened with isopropyl alcohol, wipe all metal surfaces on the interior of the unit.

Before re-stocking the unit with cards, make sure that the alcohol has completely dried.

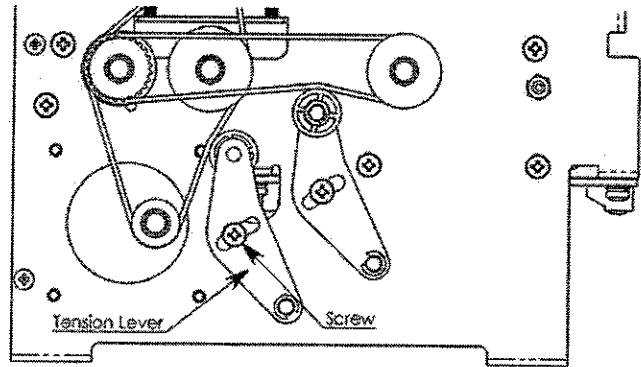


Occasionally, the optic sensors may become dirty. Simply wipe them with a clean, dry cloth periodically to remove any dust buildup.

It is a good idea, during the maintenance session, that the unit be visually inspected for broken or damaged parts, frayed or worn belts, worn rollers, debris buildup, etc...

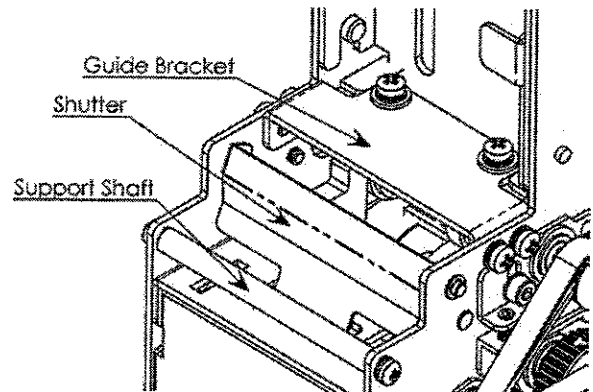
5.2.7 Tension Lever

Rotate the Tension Lever counter-clockwise (as shown) to apply belt tension. For optimum operation, the maximum belt deflection should be 1.5 – 2mm. Secure the Tension Lever in position by tightening the Screw. Apply a drop of thread sealing compound to the Screw to ensure it does not loosen.



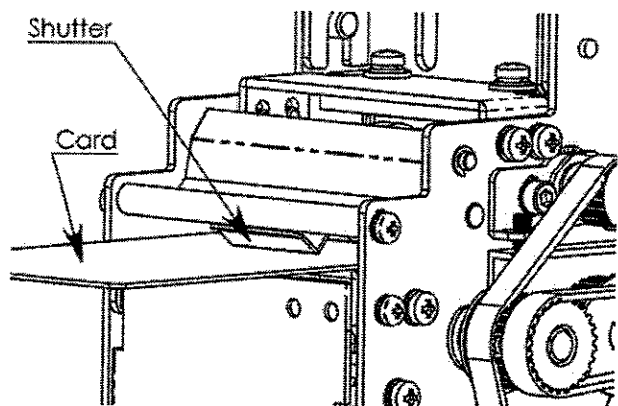
5.2.8 Replacing the Shutter

Rotate the Shutter back to operational position and re-install the Support Shaft (removed in step 5.2.4), using the 2 screws removed to secure it in position. To achieve proper Shutter adjustment, insert a card to be dispensed under the Support Shaft, while lifting the Shutter.



The card should be able to slide freely under the Shutter. For optimum operation, the bottom of the Shutter should be positioned no more than card thickness +0.2mm above the Base Plate.

When the Shutter and Support Shaft have been properly positioned, tighten the screws on each end of the Support Shaft to secure it in position. Apply a drop of thread sealing compound to each Screw to ensure they do not loosen.



As a final check, dispense about 50 cards to ensure that all adjustments have been properly performed.